

Thermal Disinfection Valve (TDV)



Intelligent. Efficient. Reliable.

For further details about our full product range, please visit
www.dartvalley.co.uk or contact our sales team on +44(0)1803 529021

V2_24/09/2019

WATER MANAGEMENT SOLUTIONS

Specialists in WC flushing and Urinal controls for a wide range of domestic and commercial applications

WATER MANAGEMENT

Specialising in water saving technology for commercial washrooms, Dart Valley Systems have been producing leading automatic washrooms for over 30 years. DVS are a market leader in the field of water saving products along with automatic washroom solutions for specialist applications, including, mental healthcare, healthcare, custodial, retail, leisure, educations, airports, public sector markets and more. DVS products have been used reliably in some of the most demanding environments for many years

Dart Valley Systems offer a comprehensive range of Water Management Products including; Taps, WC flushing and Urinal products. Most of our products are WRAS approved and Water Technology List authorised and cater for a range of applications, which can help customers achieve significant water savings.

DVS branded taps, WC flushing and urinal products are guaranteed for 5 years. The range achieves extremely high levels of reliability, value for money, require little or no maintenance and are easy to install.



DVS products are all produced to the highest standard and manufactured in the UK



DVS branded taps, WC flushing and urinal products are guaranteed for 5 years



DVS controls ensure a clean and fresh environment whilst offering substantial water savings



DVS have designed the No-Touch system to work with various controls, including the DVS Programmable sensor



We can design and manufacture bespoke solutions for our customers



Water Management Solutions

CONTENTS

HANDHELD PROGRAMMER 2	PROGRAMMABLE SENSORS 3	NO-TOUCH WC FLUSHVALVE 4	DUAL & MANUAL FLUSHING 6
WC CISTERN KITS 7	URINAL CONTROLS 8	FLUSHMATIC & PEARL DOWNLIGHTER 9	URINAL SLEEVES & TIMED URINAL CONTROL 10
NON-ELECTRONIC WATER MANAGEMENT 11	OVERFLOW DETECTION SYSTEM 12	WATER ISOLATION SYSTEM 13	NO-TOUCH TAPS 14
SELF-CLOSING TAPS 16	WASHROOM CONTROLS 18	THERMAL DISINFECTION VALVE 19	SITE REFERENCES 20
PRODUCT LIST 22	AQUA A3000 OPEN WATER MANAGEMENT SYSTEM 25	5 YEAR WARRANTY ON ALL DVS BRANDED PRODUCTS	

ACCREDITATIONS



HANDHELD PROGRAMMER

The DVS handheld programmer has been developed to program the complete range of DVS washroom controls, constantly being upgraded to add more options and features.

The programmer is bi-directional meaning it can also read a sensor, allowing your service team or installer to view the settings before changing.

When reading a sensor it will also supply information such as how many operations, how many purges, run time and serial number etc.

To program a sensor or tap is simple, just point and press.

The programmer allows more flexibility for DVS products, for example, when setting a WC sensor you have the option of wave-on or fully automatic operation with dual flush all from the one sensor, in the past this required three different sensors.




USB Connection for real time data upload and dynamic software updates



Data on operations, purges and more



Adjustable settings, including sensor range and flush time



Dual Flush and Auto modes



Compatible with a range of DVS products



PROGRAMMABLE SENSORS

PROGRAMMABLE SENSORS




Programmable sensor settings can be quickly and easily adjusted using the DVS Handheld Programmer.

The DVS Handheld Programmer and Programmable Sensor combination allows settings on the following DVS products to be adjusted;


- Taps
- Urinals
- Showers
- Baths
- WC's

FEATURES_


- Brushed 316 Stainless Steel 50mm bezel
- Available in Standard (no insert), Red insert & Blue insert versions



AC02-017



AC02-025



AC02-024

HANDHELD PROGRAMMER

The DVS Handheld Programmer allows quick and easy adjustment to many settings across the various options across the Programmable Sensor range.

The following list highlights a selection of settings that can be adjusted via the Handheld Programmer;

- Run Time
- Sensor Range
- Wave-On Only or Wave-On / Wave-Off
- Purge (Default OFF)
- Purge Run Time
- Lock Outs (on or off)
- Lock Out Operations
- Upgradable Software



AC01-001



The above icon is to represent a product being "Programmable"

Where this icon is seen, this means the product settings can be adjusted via the DVS Handheld Programmer.

NO-TOUCH WC FLUSHVALVE

DVS have been manufacturing the WC flushvalve in the UK for over 30 years it is the choice for all high usage toilets with its proven reliability and water saving benefits.

The flushvalve can be set to flush automatically or by wave operation greatly reducing the high risk of cross contamination. Both auto and wave options have dual flush capability although DVS recommend a single 4 litre flush is best.

The DVS flushvalve has been designed to be compatible with most WC cisterns on the market today with no requirement to change the existing plumbing and can be retrofit to existing installations.

Various power options are available mains or battery there is also the option for mains with battery backup.

The flushvalve is compatible with the DVS hand held programmer making it easy to set up and adjust, it can be set to suit every environment, it's also WRAS approved.



WRAS approved
4 litre single flush




Hygienic no-touch
operation



Adjustable settings for
optimum flush, purge,
lock-outs and more



Typical 30% savings
on water costs



Dual Flush
and Auto modes



5 YEAR
WARRANTY
ON ALL DVS
BRANDED
PRODUCTS

WC FLUSHING SYSTEM



A recent survey has shown that the most contaminated part of a washroom is the WC flush handle. By utilising DVS's WC No-Touch flushing system, there are no flush handles required. This then significantly reduces the risk of cross-infection in the most contaminated area of the washroom.

The easy to use no-touch WC flushing system is triggered by an electronic infrared sensor which is activated when the user's hand comes within the set sensor range.

WC Flushvalves are fitted in a wide variety of commercial and public buildings, and have proven to be a tried and tested solution, unchallenged in performance and reliability, offering a robust vandal proof solution.

FEATURES_

- WRAS approved 4 litre single flush
- Average 30% savings on water costs
- Hygienic No-Touch operation (other options available)
- Adjustable settings for optimum flush, lock-outs, purge facility and more
- Easy to maintain



WC01-022

WC FLUSHVALVE KIT (MAINS)

A simple wave of the hand past the DVS sensor activates the electronic flushvalve via the WC Flushvalve Control System, in return delivering the optimum flush.

The control box enables adjustment of flush duration, auto purge facility and lock-out option for high security applications.

FEATURES_

- Hygienic no-touch sensor or tactile switch operation
- Adjustable for optimum flush time
- WC Flushvalve has a WRAS approved 4 litre single flush
- Available with 1 1/2" and 2" base options



WC03-003

WC FLUSHVALVE KIT (BATTERY)

The DVS Battery WC Flushvalve Control System has a typical battery life allowing up to 10,000 WC flush operations.

The system activates the DVS Flushvalve upon operation of a DVS sensor, accurately delivering the optimum flush, thanks to the easily adjustable time settings.

FEATURES_

- Hygienic no-touch sensor or tactile switch operation
- Adjustable flush time settings (0.5 - 6.5 seconds)
- WC Flushvalve has a WRAS approved 4 litre single flush
- Available with 1 1/2" and 2" base options
- Other settings include; 24 - Hour purge, lock-out and more



WC03-051

WC FLUSHVALVE KIT + INTELLIGENT CHARGER



FEATURES_

- Intelligent Battery Charger can be used to provide back-up power
- Available with 1 1/2" and 2" base options
- Hygienic no-touch operation via Standard or Programmable sensor.
- Also available in tactile switch operation

All control boxes are available separately, see our website for our full range at www.dartvalley.co.uk or alternatively contact us on +44 (0) 1803 529021 Or email us at sales@dartvalley.co.uk



WC03-073

DUAL & MANUAL FLUSHING

MANUAL OVERRIDE PLATE

The manual override flush plate incorporates a wave-on sensor and a backup manual override push button - ensuring flushing operation is not disrupted in the event of a power failure.

With slimline and robust stainless steel design, this is well suited to a range of applications.

- Brushed 316 Stainless Steel
- No-touch wave-on sensor operation
- Backup manual flush operation in case of power failure
- Easy to install and maintain




WC00-006

DUAL FLUSH PLATE

The dual flush plate offers the option of dual flushing for WCs with 2 tactile switches with stainless steel bezels, one for a half flush and 1 for a full flush

With a slimline and robust Stainless Steel design, this is well suited to a range of applications.

- Brushed 316 Stainless Steel
- Simple tactile operation - Average 30% water savings
- Half and Full Flush indicators
- Easy to install and maintain



WC00-097

SAVE ON WATER...

INSTALL DVS FLUSH CONTROLS AND BENEFIT FROM AN AVERAGE WATER SAVING OF 30%

WC CISTERN KITS



TALL CISTERN

Concealed tall plastic cisterns, 6L volume, with secure fitting lid, available as stand alone or complete kit. Easy to install and comes in standard 1½" or 2" versions.

The tall cistern is ideal for where confined or limited space is available.



WC02-004

KIT_

- WRAS approved side entry filling valve
- Optional BREEAM delayed action side entry valve also available
- 1½" or 2" options available
- Kit contents; cistern, inlet valve, flushpipe and fitting for back of pan



WC02-014

STANDARD CISTERN

Concealed standard plastic cisterns, 6L volume, with secure fitting lid, available as stand alone or complete kit. Easy to install and comes in standard 1½" or 2" versions.



WC02-002

KIT_

- WRAS approved side entry filling valve
- Optional BREEAM delayed action side entry valve also available
- 1½" or 2" options available
- Kit contents; cistern, inlet valve, flushpipe and fitting for back of pan



WC02-012

AVAILABLE IN A RANGE OF SIZES AND FEATURING INDUSTRY STANDARD FITTINGS, DVS CISTERN KITS CATER FOR VARIOUS APPLICATIONS.

URINAL CONTROLS

2 STATION URINAL CONTROL SYSTEM

The Urinal Control System controls flushing for single or double station urinals.

When the DVS sensor detects the user, a pre-flush option can be set to prevent splashing in the bowl, followed by a final flush when the user walks away, ensuring high levels of hygiene are maintained.

The control box enables adjustment of the flush timer, auto pre-flush and purge on/off facility.

- Single or double station flushing
- Adjustable flush timer, pre-flush and purge facility on/off
- Significant water savings – save on average 65%




UC07-001

PROGRAMMABLE SENSOR



The DVS Programmable sensor enables quick and easy adjustment of settings via the DVS Handheld Programmer with no control box required.

- Adjustable settings; flush time, sensor range, purge, anti-vandal and more
- Upload real time data to PC via USB
- For Handheld Programmer see page 3



AC02-023

STANDARD SENSOR

With accurate and reliable performance, the standard urinal sensor has various adjustable settings via the Urinal Control System box.

- 50mm Stainless Steel or Chrome bezel available
- Active I.R. sensor detection
- Complete with 3 metre cable



UC07-008



UC07-009

3 DVS FLUSHMATIC URINAL CONTROLS CAN SAVE ENOUGH WATER TO FILL AN

OLYMPIC SIZED POOL

IN JUST ONE YEAR

FLUSHMATIC & PEARL DOWNLIGHTER

The Flushmatic, Pearl and Pearl Solo Downlighters are suspended ceiling urinal controls for multiple station urinals. The Pearl unit is smaller in diameter.



FLUSHMATIC SURFACE MOUNT

The standard Flushmatic is a wall or ceiling mounted urinal control for multiple station urinals.

The fill-time for the cistern can be customised using the switches on the Flushmatic board. There is also a set of dip switches to adjust the time delay after activating the PIR. The system's fast-fill design helps eliminate scale problems associated with slow or drip fed systems.

An automatic janitorial flush every 12 hours is also programmed in to the unit, catering for periods of non-use. Up to 80% savings on water costs can be achieved. Either mains or battery versions are available to suit varying site requirements.

- Adjustable settings; cistern fill/flush and flush delay time (to prevent misuse and save water)
- Enclosed reset button
- Ceiling or wall mountable
- Available in grey or white ABS
- Available in mains or battery version
- Battery low indicator (optional extra)



UC01-001



UC01-009

PEARL & PEARL SOLO

- White ABS housing with Occupancy detection LED
- Available in mains or battery version (Solo - mains only)
- Pearl Solo is ideal for single station urinal installations
- Valve closed before battery failure (indicated by LED flashing green)



UC01-025



UC01-027

FLUSHMATIC DOWNLIGHTER

- Adjustable settings; cistern fill/flush and flush delay time (to prevent misuse and save water)
- Enclosed reset button
- White ABS housing
- Available in mains or battery version



UC01-024

URINAL SLEEVES & TIMED URINAL CONTROL

URINAL SLEEVES

The DVS Urinal Sleeve helps to prevent urinal odours. After the initial Urinal Sleeve outlet is installed, the replacement sleeve simply drops into place.

Housed within the sleeves head is a cleaner deodoriser block. This reduces odour and scale in the outlet whilst helping to prevent blockages.

The teardrop drainage holes on the head allow urine to pass on to the active ingredient which then circulates the deodoriser down the sleeve and in to the trap.

FEATURES_

- Leaks & Stains are reduced by the sleeve lower body lining waste outlet & trap. (Quarterly replacement is recommended)
- Reduced Bio-Film build up
- Simple installation & Refill exchange
- Bio or Chemi Urinal Kits & Refills available



UC00-007

UC00-017

TIMED URINAL CONTROL SYSTEM

For more demanding high traffic environments, periodic flushing of the urinals with clean water may be required.

The DVS Timed Urinal Control System is the ideal solution, ensuring reliable consistent timed urinal flushing, helping to keep surfaces clean as well as reactivating the cleaner deodoriser block inside the urinal sleeve.

This Programmable control system that can be customised to achieve the optimum number of flushes.

FEATURES_

- Periodic Urinal flushing (Customisable timing)
- Assists hygiene maintenance, odour reduction & Blockage free pipework
- Available in mains & battery versions
- Kit includes Control System & Solenoid Valve
- Integral non-return valves prevent backflow



UC01-011

NON-ELECTRONIC WATER MANAGEMENT



IN-LINE FLOW RESTRICTORS

The DVS range of in-line restrictors reduce water usage and save money.

Suitable for showers and taps, these easy to install devices come in a range of flow rate options from 3 - 8LPM.

FEATURES_

- Easy installation
- Available in; 3, 3.5, 4, 5, 6 & 8LPM
- Pressure compensating
- Quick payback period



TAP STANDARD FLOW STRAIGHTENER
AT00-013



INLINE SHOWER HEAD FLOW REDUCER
SH00-020

BREEM VALVE

The BREEM compliant and WRAS approved eco-fill side entry filling valve is an easy to install, water saving product.

It also benefits from an adjustable height and Anti-Siphon design.

FEATURES_

- Delayed action fill - save up to 1 litre per flush
- Includes removable pressure / flow rate restrictors
- Quick payback period

BREEM®



WC02-037

RESTRICTAFLOW

Restrictaflow offers savings of approximately 40%. Meaning that payback for this product will be achieved in as little as weeks.

The Restrictaflow can also be used as an isolation valve to further enhance cost savings.

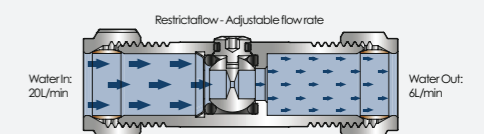
If a blockage ever occurs, the valve can easily be cleared by rotating the valve 360°

FEATURES_

- 15mm connections (suitable for urinal, shower & tap systems)
- Chrome plated brass body



AC17-039



OVERFLOW DETECTION SYSTEM

OVERFLOW DETECTION SYSTEM

The Overflow Detection System is designed specifically for companies with large numbers of WC's on site or anywhere that water is stored in tanks or troughs.

Capable of monitoring up to 20 cubicles, the unit is usually sited remotely in the cleaners cupboard at the end of a toilet block for example, ensuring a discreet and tamper free system.

Staff can easily monitor the cisterns individually via the digital screen which indicates if a cistern is overflowing.

A second indicator can be installed remotely away from the control box allowing for a quicker detection time, the indicator will continue to flash until the overflow fault is rectified.

FEATURES_

- Immediately identifies overflowing cisterns in up to 20 cubicles
- Works in conjunction with the DVS overflow warning light plate
- Achieve significant water savings - quick payback
- Easy to install and maintain
- Available in single station upon request



AC07-001



AC07-004

WATER ISOLATION SYSTEM

WATER ISOLATION SYSTEM

The DVS Water Isolation System is designed to shut off the water supply to washroom facilities when they are not occupied, preventing water wastage and possible damage from overflows.

This product is available as a kit with one or two solenoid valves for hot and cold water isolation and is offered in either battery or mains operated systems.

The Water Isolation System works by fitting the sensor above the entrance of a washroom facility. The sensor has a detection range of up to 6m.

If the washroom is empty, the system will shut off the water supply, preventing wastage from leaks and overflows, therefore avoiding the possibility of unforeseen flood damage, saving on water consumption.

FEATURES_

- Automatically shuts off water supply during non-use
- Achieve significant water savings
- Remote sensor option available - Dual Sensor
- Available in; Control Box Only & 1 or 2 valve kit options (see product list)



AC04-002

SAVE UP TO 80% ON WATER USAGE
with our Water Management Products

DVS NO-TOUCH TAPS

The DVS range of automatic taps have evolved over 30 years into what we feel are the most adaptable range on the market with taps or spouts for all applications including Healthcare, education, retail and food sectors.

The DVS tap and sensor range can be controlled using the DVS hand held programmer, flow time, range and purge options can all be turned on or off or adjusted allowing for greater flexibility in all areas.

The taps can be programmed to auto purge if they are not used, this is a proven way to help prevent biofilm build up. All taps are available as mains or battery operated.



Robust 316 Stainless Steel is 100% recyclable



Hygienic no-touch operation



Adjustable settings, including run-time and purges



Easy installation and servicing



Range of finishes and connection options



DVS branded products are guaranteed for 5 years



A32 & A45



- 316 Stainless Steel (Brushed or Polished)
- Robust design and build quality
- Suitable for a wide range of applications
- Also available in non-electronic version
- Matching soap dispenser available (see website for details)



WM STRAIGHT



- 316 Stainless Steel (Brushed or Polished)
- Available in 3 lengths; 150mm, 200mm and 250mm
- Also available in non-electronic version
- Matching soap dispenser available (see website for details)



HIGH NECK & HIGH NECK SV



- 316 Stainless Steel (Brushed or Polished)
- High Neck, suitable for raised sinks
- High Neck SV, suitable for recessed sinks
- Also available in non-electronic version



CLASSIC & CLASSIC SWAN



- Chrome plated brass
- Robust design and build quality
- Matching soap dispenser available
- Also available in non-electronic version



PILLAR & PILLAR SV



- Chrome plated brass
- Standard Pillar, suitable for raised sinks
- Pillar SV, suitable for recessed sinks
- Matching soap dispenser available (see website for details)



ANTI-MICROBIAL OUTLET

- Helps reduce harmful bacteria (including Pseudomonas, Legionella MRSA, E.Coli and Salmonella) by up to 99.9%



THERMOSTATIC MIXING VALVE 4-IN-1

- Advanced TMV3 approved valve
- For basin, tap and shower
- Requires min. 1 bar pressure



SELF CLOSING TAPS

A popular product for high traffic washrooms, push taps offer great value for money, robustness, reliability and short payback periods.

DVS offer a range of self-closing, manually operated taps that are suited to all industrial and public washroom applications.

The range includes both deck and wall mounted options.

Fittings for wash basins are becoming ever more sophisticated when it comes to water saving, ease of installation and operation. The use of robust materials, reliable technology and surface finishes makes the range suitable for public, commercial or industrial purposes.

The range of self-closing taps provides a choice of designs with or without temperature mixing. The water flows when the tap is depressed, after a defined period the tap automatically closes.



F5 SINGLE-LEVER PILLAR MIXER

- Single lever pillar mixer tap with ceramic disc technology cartridge
- Outlet height; 65mm
- Thermostatic protection from scalding
- Chrome plated brass body



F5LM1001

F5 SINGLE-LEVER PILLAR MIXER

- Single lever pillar mixer tap with ceramic disc technology cartridge
- Outlet height; 90mm
- Thermostatic protection from scalding
- Chrome plated brass body



F5LM1002

F5 SELF CLOSING PILLAR TAP

- Self-closing pillar tap with FRAMIC cartridge
- Hydraulically controlled
- Stepless adjustment of flow duration
- For connection to pre-mixed hot and cold water



F5SV1001

F5 SELF CLOSING PILLAR MIXER

- Self-closing pillar mixer tap with FRAMIC cartridge
- Hydraulically controlled
- Stepless adjustment of flow duration
- Adjustable temperature with turn proof temperature stop



F5SM1001

F3 SELF-CLOSING BIB TAP

- Self-closing bib tap
- Chrome plated brass body
- Adjustment of flow duration
- For connection to pre-mixed hot and cold water



F3SV1002

NON CONCUSSIVE TAP

- Self-closing tap
- Chrome plated brass body
- Available in hot & cold versions
- Outlet height; 55mm



MT00-030

F3 SELF-CLOSING PILLAR TAP

- Self-closing pillar tap
- Hydraulically controlled
- Stepless adjustment of flow duration
- For connection to pre-mixed hot and cold water



F3SV1001

F3 SELF-CLOSING PILLAR MIXER

- Self-closing pillar mixer tap
- Hydraulically controlled
- Stepless adjustment of flow duration
- Adjustable temperature with turn proof temperature stop



F3SM1001

F5 SINGLE-LEVER PILLAR MIXER

- Single lever pillar mixer tap with ceramic disc technology cartridge
- Outlet height; 90mm
- Thermostatic protection from scalding
- Chrome plated brass body



F5LM1003

F5 SINGLE-LEVER PILLAR MIXER

- Single lever pillar mixer tap with ceramic disc technology cartridge
- Outlet height; 90mm
- Thermostatic protection from scalding
- Chrome plated brass body
- Extended lever length



F5LM1010

WASHROOM CONTROLS

MULTI-CHANNEL WASHROOM CONTROL SYSTEM



The DVS Multi-Channel Control System is suitable for controlling the following products via our Standard Sensor;

- WC Flushing
- No-Touch Taps
- Showers & Bath Controls
- Can be fully programmed using the DVS handheld programmer (see pages 3)

The control box has been designed to meet the requirements for safe ensuite applications and the modern day washroom. We have also designed the control box to allow for simple installation with an easy access removable wiring platform, a fully hinged front cover allows full access to the sensor and valve plugs.



VR07-020

DVS POWER PACK

The DVS Power Pack is designed to provide power in the most demanding of environments, even those which are prone to power outages.

The system features an on-board Intelligent Charger keeps the battery at an optimum charge level.

In the event of a power out, the battery will continue to supply power for up to 10 days depending on load.

Compatible with the DVS range of taps, programmable sensors and Low Voltage Flushvalve Controls.

Can power up to 5 products in series from one unit

See programmable sensors on page 3 for compatible sensor options




WC00-155

SENSORS / SWITCHES

Ligature resistant Wave-on Sensors or Tactile Switches with hot or cold indication inserts are available for controlling showers and taps, either as part of DVS Control Systems or for use with Shower Towers. (See page 3 for Programmable Sensors)



WAVE-ON SENSOR
50MM (HOT)
AC02-041



WAVE-ON SENSOR
50MM (COLD)
AC02-040



TACTILE SWITCH
50MM (HOT)
AC02-047



TACTILE SWITCH
50MM (COLD)
AC02-046

DVS THERMAL DISINFECTION VALVE

DVS THERMAL DISINFECTION VALVE (TDV)

The DVS TDV valve has been designed to eliminate biofilm, reducing the risk of waterborne pathogens.

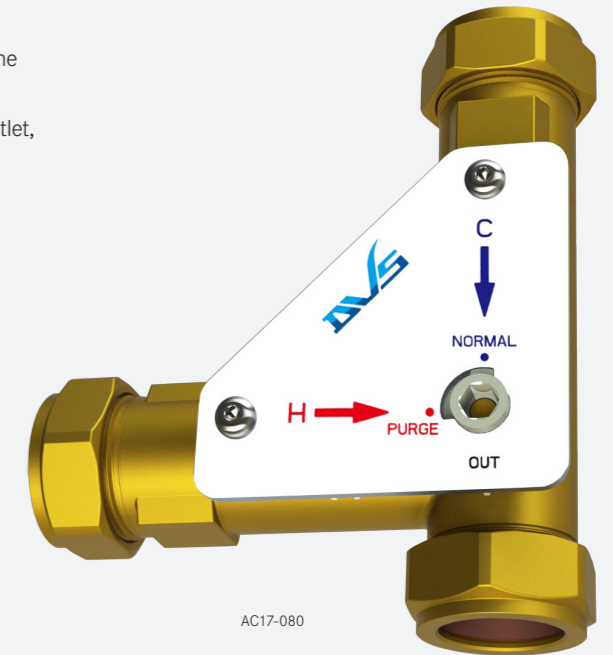
This valve allows Thermal Disinfection from the TMV through to the outlet, (1x TDV valve required per TMV)

This valve is suitable for any washroom equipment fitted with a TMV which requires thermal disinfection, this includes;

- Taps
- Shower Heads
- All other washroom equipment fitted with a TMV

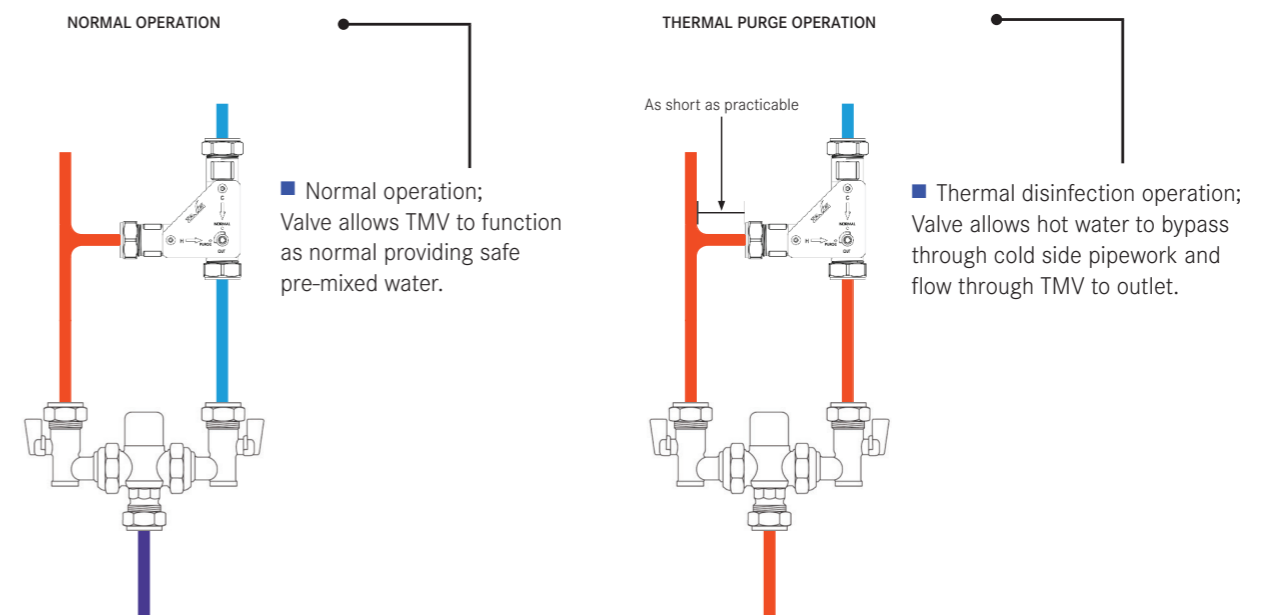
FEATURES_

- DZR brass body
- Simple, single quarter turn operation
- Suitable for 22mm & 15mm pipework
- Compliant with water regulations and by-laws
- Integral non-return valves prevent backflow



AC17-080

OPERATION SCHEMATIC (PRE TMV)



SITE REFERENCES


BAA - TERMINAL 5

BAA has set high standards for the washrooms at all their airports. Add to this the expectations of the UK's most prestigious building project, the design team for Heathrow Terminal 5 washrooms were tasked with achieving the optimum in sustainability, serviceability and aesthetics. Whilst DVS products have been used extensively throughout BAA airports for 25 years, the Terminal 5 design team wanted to ensure the products selected met all the criteria for the project and carefully investigated all options.

After a thorough review of washroom products from leading suppliers the washroom design team nominated DVS as the preferred supplier. There was a high level of confidence in the reliability of DVS products and the service support, which had been experienced over the past 25 years.

This was firmly confirmed by the BAA Engineering Leader on the team. DVS has built a reputation for flexibility and responding to customer requirements, and were ready to meet the expectations of the BAA design team who had a clear vision of what they wanted to achieve.

BAA obtained the exact specifications they required and for DVS the process not only secured the valued business but provided some of their next generation products. With an anticipated 35 million passengers a year passing through the terminal the products have to be of robust design, and marginal savings per operation become significant with such high usage.



■ Ferndown Golf Club - Dorset



■ Heathrow - Terminal 5

Bathroom modules manufactured by Grant Westfield, installed by Wills Watson & Associates







































































■ Sunbury Manor School - Middlesex





Installation by Lan Services

PRODUCT LIST

For project support and bespoke product information, please contact us on +44 (0) 1803 529021 or alternatively, email us at sales@dartvalley.co.uk

 <p>AC01-001 Handheld programmer (to adjust tap, urinal, shower, bath & wc settings) Page 3</p>	 <p>AC02-017 Wall-mounted brushed s/steel programmable tap sensor Page 3</p>	 <p>AC02-025 Wall-mounted brushed s/steel programmable tap sensor (red insert - hot) Page 3</p>	 <p>AC02-024 Wall-mounted brushed s/steel programmable tap sensor (blue insert - cold) Page 3</p>	 <p>WC01-022 WC Flushvalve with in-built overflow 1 1/2" base Page 4</p>	 <p>WC03-003 WC Flushvalve kit (2" base) c/w 3m cable Page 5</p>	 <p>AC07-001 Overflow detection control system Page 12</p>	 <p>AC07-004 Overflow warning light panel Page 12</p>	 <p>AC04-001 Water isolation system (Control box only) Page 13</p>	 <p>AC04-002 Water isolation Kit with 1 x 15mm solenoid valves 2x valves (AC04-003) Page 13</p>	 <p>AT03-003 Aquarius DM A32 tap spout only in polish s/steel with PEX tails Page 15</p>	 <p>AT03-023 Aquarius DM A45 Doc M tap spout only in polish s/steel with PEX tails Page 15</p>
 <p>WC03-051 WC Flushvalve kit (2" base) c/w 3m cable & 6 x c-cell batteries Page 5</p>	 <p>WC03-073 WC Flushvalve kit (2" base) and intelligent charger Page 5</p>	 <p>WC00-006 Manual override flush plate with no-touch sensor Page 6</p>	 <p>WC00-097 Dual flush plate with 2 x tactile switches for full and half flush Page 6</p>	 <p>WC02-004 Concealed tall plastic cistern (cistern only, 2") Page 7</p>	 <p>WC02-002 Concealed plastic cistern (cistern only, 2") Page 7</p>	 <p>AT03-013 Aquarius DM A45 tap spout only in polish s/steel with PEX tails Page 15</p>	 <p>AT02-001 Aquarius WM straight tap spout only in s/steel 150mm with PEX tails Page 15</p>	 <p>AT02-011 Aquarius WM straight tap spout only in s/steel 200mm with PEX tails Page 15</p>	 <p>AT02-021 Aquarius WM straight tap spout only in s/steel 250mm with PEX tails Page 15</p>	 <p>AT03-041 Aquarius DM high neck tap spout only in s/steel with PEX tails Page 15</p>	 <p>AT03-031 Aquarius DM short neck tap spout only in s/steel with PEX tails Page 15</p>
 <p>WC02-012 Concealed plastic cistern kit (2" kit) Page 7</p>	 <p>WC02-014 Concealed tall plastic cistern kit (2" kit) Page 7</p>	 <p>UC07-001 Urinal control system - (Control box only) Page 8</p>	 <p>AC02-023 Wall-mounted brushed s/steel programmable sensor (urinal) Page 8</p>	 <p>UC07-008 Urinal sensor pack 50mm brushed bezel c/w 3m cable Page 8</p>	 <p>UC07-009 Urinal sensor pack 50mm chrome brass bezel c/w 3m cable Page 8</p>	 <p>AT01-001 Classic tap spout only in chrome with PEX tails Page 15</p>	 <p>AT01-011 Classic swan tap spout only in chrome with PEX tails Page 15</p>	 <p>AT03-061 Aquarius DM tall pillar tap in chrome spout only with PEX tails Page 15</p>	 <p>AT03-051 Aquarius short pillar tap in chrome spout only with PEX tails Page 15</p>	 <p>AT00-134 Unrestricted Anti-Microbial Tap Outlet Page 15</p>	 <p>AC17-047 Thermostatic mixing valve 4-in-1 15/22mm Page 15</p>
 <p>UC01-001 Flushmatic surface mount kit in grey (battery) c/w solenoid valve 0.5-8 BAR Page 9</p>	 <p>UC01-009 Flushmatic surface mount kit with battery low indicator (white) Page 9</p>	 <p>UC01-025 Pearl downlighter kit for suspended ceilings (white, mains) Page 9</p>	 <p>UC01-027 Pearl Solo downlighter kit for suspended ceilings (white, mains) Page 9</p>	 <p>UC01-024 Flushmatic downlighter kit for suspended ceilings (white, mains) Page 9</p>	 <p>UC00-007 BioUrinal sleeve installation kit - Biological (1 1/4" BSP) Page 10</p>	 <p>F5LM1001 FRANKE F5 single lever pillar mixer, with thermostatic protection (65mm outlet height) Page 16</p>	 <p>F5LM1002 FRANKE F5 single lever pillar mixer, with thermostatic protection (90mm outlet height) Page 16</p>	 <p>F5SV1001 FRANKE F5 self closing pillar tap for connection to pre-mixed hot and cold water Page 16</p>	 <p>F5SM1001 FRANKE F5 self closing pillar tap, adjustable temperature with turn proof temperature stop Page 16</p>	 <p>F3SV1002 FRANKE F3 self closing bib-tap for connection to pre-mixed hot and cold water Page 17</p>	 <p>MT00-030 Non-Concussive push tap, (55mm outlet height) Page 17</p>
 <p>UC00-017 BioUrinal sleeve refill - Biological Page 10</p>	 <p>UC01-011 Timed urinal control system - Mains Page 10</p>	 <p>AT00-013 Tap standard flow straightener 5 LPM Page 11</p>	 <p>SH00-020 Showerhead flow reducer insert 8 LPM Page 11</p>	 <p>WC02-037 BREEAM / WRAS eco-fill side entry filling valve Page 11</p>	 <p>AC17-039 Restrictalow in-flow restricting valve - 15mm Page 11</p>	 <p>F3SV1001 FRANKE F3 self closing pillar tap for connection to pre-mixed hot and cold water Page 17</p>	 <p>F3SM1001 FRANKE F3 self closing pillar tap, adjustable temperature with turn proof temperature stop Page 17</p>	 <p>F5LM1003 FRANKE F5 single lever pillar mixer, with thermostatic protection (90mm outlet height) Page 17</p>	 <p>F5LM1010 FRANKE F5 extended single lever pillar mixer, thermostatic protection (90mm outlet height) Page 17</p>	 <p>VR07-020 Multi-Channel control system Page 18</p>	 <p>WC00-155 Intelligent charger & Battery pack Page 18</p>

 <p>AC02-041 Wave-On Sensor 50mm (Hot) Page 18</p>	 <p>AC02-040 Wave-On Sensor 50mm (Cold) Page 18</p>	 <p>AC02-047 Tactile Switch 50mm (Hot) Page 18</p>	 <p>AC02-046 Tactile Switch 50mm (Cold) Page 18</p>	 <p>AC17-080 TDV for use with taps, shower heads and other tmv fitted washroom equipment Page 19</p>	 <p>ZA30P0011 ECC2 function controller Page 25</p>
 <p>ZA30P0012 Expansion module I/O Page 25</p>	 <p>ZA30P0013 GSM wireless module Page 25</p>				

 <p>HEALTHCARE</p>	 <p>SAFE ENSUITE SOLUTIONS</p>	 <p>FOOD HYGIENE SOLUTIONS</p>	 <p>TAPS & SHOWERS</p>	<p>For more of our products, and to see what else DVS can offer, see our other catalogues.</p>
--	--	--	--	--

For project support and bespoke product information including:
 Technical Specification sheets, Instruction manuals, BIM models, Brochures and more, please visit our website at:
www.dartvalley.co.uk
 or alternatively, contact us:
 T +44(0)1803 529021
 E sales@dartvalley.co.uk

DVS PRODUCTS ARE MANUFACTURED IN THE UK

5 YEAR WARRANTY ON ALL DVS BRANDED PRODUCTS

AQUA 3000 OPEN WATER MANAGEMENT SYSTEM



 <p>SUSTAINABLE A flexible, expandable and thus future proof system that can be integrated into the computer aided facility management system.</p>	 <p>ECONOMICAL The efficient and demand-optimised use of resources (water, energy, time) makes the sanitary system a profitable investment.</p>	 <p>HYGIENIC Regular hygiene flushing and thermal disinfection programs guarantee high quality drinking water.</p>
--	---	--

The AQUA 3000 open water management system presents installers and operators with an easily installed, reliable, functional, hygienic and economical system which is even easier to integrate into host networks.

A sophisticated, complete water management system that facilitates economical operation of all connected components. The system can be individually programmed and expanded as required.

